

*Crap & Win!*  
**iPad Pro**  
 Check out our contest!  
 suzuka.com.my/promotion | T&C Apply



# MONOKRETE

EDITION  
**2.1**

**CEMENT  
 TEXTURED  
 PAINTS**

FOR THE EXTERIOR  
 & INTERIOR

## WALL FINISH PROFESSIONALS

TAIWAN • MALAYSIA • THAILAND



BRICK & STONE VENEER • TEXTURED PAINT • KASTPANEL • ECES • TEXTURE COATING • PEBBLE STONE COATING

WALL FINISH  
 PROFESSIONALS.

SINCE  
 1977



**nuhaus.org**

Instagram and Facebook icons | nuhaus\_brunei | Hotline : +673 730 6870 | 875 9880

\* Photos of the products shown in this catalogue may vary in color due to lighting condition & printing. We suggest you examine actual product samples before ordering.



MONOKRETE-E2.1-2402

# Monokrete

EXTERIOR & INTERIOR  
CEMENT TEXTURED PAINTS

# MCT











MCT 601 - 654

Create that everlasting look with our Monokrete Texture Paint. Whether you are going for the industrial, scandinavian, contemporary or minimalistic style, Monokrete can complete the look.

## Appearance

- |                |           |               |
|----------------|-----------|---------------|
| Low Sheen      | ● ● ● ● ● | High Sheen    |
| Smooth Texture | ● ● ● ● ● | Rough Texture |
| Matte          | ● ● ● ● ● | Metallic      |

## Features

- |   |  |
|---|--|
|  Low VOC & Odor                  |  Green Choice, Water Based & Eco-friendly |
|  Formaldehyde & Lead Free        |  Easy Application & DIY Friendly          |
|  Anti-chalking & Efflorescence   |  Easy to Touch Up                         |
|  Applicable on Ceiling           |  Easy Maintenance                         |
|  Interior & Exterior Application |  Matte Finish                             |



MCT-601 Silver Grey



MCT-603 Shark Grey



MCT-604 Granite Grey



All color shown are as close to the actual Suzuka® Monokrete colors as modern printing techniques permit, nonetheless, there are still color/tone differences.

**We highly recommend seeing actual samples before ordering.**





MCT-606 Charcoal Grey



MCT-604 Granite Grey



MCT-605 Iron Grey




MCT-606 Charcoal Grey

All color shown are as close to the actual Suzuka® Monokrete colors as modern printing techniques permit, nonetheless, there are still color/tone differences.

**We highly recommend seeing actual samples before ordering.**



MCT-607 Metal Grey



MCT-608 Shadow Grey




MCT-607 Metal Grey



All color shown are as close to the actual Suzuka® Monokrete colors as modern printing techniques permit, nonetheless, there are still color/tonne differences.

**We highly recommend seeing actual samples before ordering.**



MCT-646 Brocade Blue



MCT-641 Cloudy Grey




MCT-642 Mushroom Beige



MCT-643 Hazel Wood



MCT-646 Brocade Blue



MCT-650 Rosy Mauve



MCT-654 Herbal Garden



Monokrete

# Application Technique

Application Video



Preparation:

- Cover the edges of surface that won't be painted by masking it with tape, paper or plastic.
- Clean up the wall surface to ensure it is free from dirt and dust.



## 1 Primer

Roll 2 layers of primer on the entire surface. Allow 30 minutes to dry between the layers. (The primer can be diluted with maximum 5% of clean water)


Tool: Roller



## 2 Sanding

Sand the entire surface in circular motion to ensure the surface is smooth.

Tool: 600 Grit Sand Paper



## 3 Texture Coat

Scrape texture coat randomly to create pattern. Ensure the whole surface area is covered. Then apply second layer. (use a larger trowel for a larger pattern, a smaller trowel for smaller pattern)

Tool: Stainless Steel Trowel



## 4 Sanding (Optional)

Sand the entire surface in circular motion to enhance the pattern.

Tool: 600 Grit Sand Paper



## 5 Topcoat

Apply MCT-Top 5 on entire surface. Use a semi-dry roller to absorb excess material on the surface to prevent unevenness.

Tool: Roller

**IMPORTANT:**  
Color may vary on application technique & amount of material used.



Tools: Roller, Trowel/Scraper & Sand Paper (600 Grit)

SUZUKA®  
**WALL SEALER PRO**

“ Make your wall finishes last longer! ”

### Superior primer for concrete, skimmed or masonry surfaces.

This sealer that has good substrate penetration abilities to increase adhesion of product to prevent chalking or peeling off. It has excellent alkaline resistance properties that can prevent efflorescence. It is an ideal base coat for any SUZUKA® or any wall finish products.

Packing Size:  
1L 5L 20L

Coverage	Drying Time (hour)		
6.5 - 8.5 m <sup>2</sup> /l/coat	Surface Dry : 1	Hard Dry : 5	Recoating : 5
	Substrate Temperature: 23°C - 26°C		

- Suitable for:
- Masonry wall
  - Brickwork
  - Plaster
  - Skimmed Coat
  - Asbestos free substrate

- Features:
- Excellent alkaline resistance to prevent efflorescence.
  - Good for new walls and repainting.
  - Prevents skim coat from chalking & peeling off.
  - Extremely good penetration.
  - Excellent adhesion.
  - Exterior and interior use.
  - Applicable with brush, roller or spray gun.

Airless Spray	Nozzle 1.8 - 2.0 mm	Spray Angle Degree 65° - 80°	Pressure 210 psi/150kg/cm <sup>2</sup>
---------------	---------------------	------------------------------	--



## Packing Data

1 L	Primer
1 L	Texture Coat
0.8 L	Topcoat (MCT-Top 5)

Coverage (per set) 6 - 7 sqm